

Relaxed Performance pack

Introduction

We are so pleased you are coming to join us for our Relaxed Performance of Sabotage.

In this pack we show you all the things you might see when you are with us. Our Staff are always here to help, you can ask them questions or just say hello. They are all very friendly.

Each section has a title and there is a list of which page you can find information.

In this pack we do not tell you what will happen in the show. There will be circus performers doing amazing circus tricks on the stage and above the stage 'in the air', there will be live music played by musicians, the performers might enter or leave the stage near where you are sitting.

The lights will be on throughout at a low level, and our music will be quieter than usual.

You can relax and enjoy the show; talk, point, clap and sing along if you feel like it, (and screens are allowed if that's your way of watching). You can leave and re-enter the auditorium if you need to (our Staff can help you if needed). There is a Chill Out area if you need to take a break. Toilets and café/bar are open throughout.

From all of us in the Sabotage company and NoFit State Circus, **you are welcome** - we hope you enjoy the show!

Contents

Introduction	1
Show timings	2
Your visit to watch SABOTAGE in our Big Top tent	3
Entry	3
Toilets	8
The Big Top tent.....	12
The Band.....	17
Leaving the tent.....	18
Chill out area	19
Accessible Toilet	20

For the relaxed performance: Tuesday 30 May, 2.30pm

Show timings (these timings are approximate)

1.30pm The site opens 1 hour before the performance

2pm The doors to the Big Top tent open ½ hour before

2.30pm The show will start at about 2.30pm

2.30 - 3.30 The first half of the show is about 60 minutes long

3.30 - 3.50 The interval is 20 minutes long

(it sometimes takes a while for people to re-seat themselves)

3.50 – 4.40 The second half is about 50 minutes long

4.40pm The show will finish about 4.40pm

Your visit to watch **SABOTAGE** in our Big Top tent

Sabotage is the name of a circus show that you are coming to see.

Entry

You will arrive at the entrance to the site which looks like this -



PICTURE – Site entrance

We call the 'site' the area inside the fences.

You will probably be welcomed
by Oana

(Pronounced 'Wanna',
like, "I *wanna* cup of tea!")



And you will probably see Hazel, Simon, Becca,



Hazel



Simon



Becca

and Tom and Matt around too.



Tom



Matt

There might be other Staff at the entrance to welcome you.

They will be wearing costumes that look a bit like Hazel's, Becca's and Simon's clothes. They are all very friendly and here to help you during your visit.

When you come through the entrance tent our Staff will check your names on a list to make sure people have arrived to watch the show. This might take a few minutes so you might have to wait. Then you can come into the site.

You will see our stalls.

We have our shop -



And our café where you can buy food and drink -



In this photo: Matt and Meg

To your left you will see our bar where you can buy drinks -



In this photo: Dan

And a popcorn seller -



In this photo: Elijah

Toilets

The toilets are on the site and look like this -



They are in a specially built lorry!

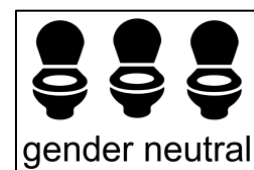
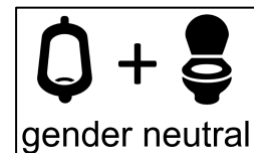


The door on the left includes both cubicles and urinals,

and the doors in the centre and on the right only have cubicles.

Please use the door you feel more comfortable with.

You might have to wait in a queue to use the toilets.



Inside the left toilet door is a urinal and toilet cubicles.



PICTURE – a toilet cubical




PICTURE – the urinal trough

Inside the centre and right toilets are toilet cubicles.



PICTURE – the door to the cubical toilets and hand sanitizer station.



PICTURE – a toilet cubical



PICTURE – inside the centre and right doors' toilets.

Please remember to wash your hands.



PICTURE – Tom showing the sinks to wash your hands.

There should be warm water in the taps. There is soap in the pumps above the sink and paper towels in the holders attached to the lorry. Please put your used paper towels in the bin.

There is also an accessible toilet. Our Staff are on hand and happy to help you. More about the accessible toilet later in the pack.

The Big Top tent

You will see the Big Top tent.



The circus show will happen inside the Big Top tent.

The Big Top tent is very big and can be quite noisy, especially when everyone is arriving to see the show.

The entrance looks like this -



PICTURE – Hazel and Simon inside the entrance door of the Big Top tent.

Our Staff will be there to help you find a seat to watch the show.

You might have to wait for our Staff to show you to your seats.

There are lots of seats in the tent, and plenty of room so you all sit together if you have come as a group.

When you come into the tent you will see there is a pathway that goes all around the circle of the tent.




PICTURE – inside the tent entrance, looking left



PICTURE – inside the tent entrance, looking right

There are steps or slopes up to the seats




PICTURES – steps or slope that lead to the seating and stage.

The seats are in rows. You can see the show really well from every seat.



PICTURE – Rows of seats

The seats flip down to sit on, like this -




The stage is a big circle in the middle.



PICTURE – The stage is a circle. The performers are rehearsing in this picture.

Around the stage there is a space between the stage and the rows of seats. The edges of steps and walk-ways are marked by white tape to help you stay safe.



There are 4 big ladder-like structures. We call these the King Poles and they are very important. They are the main structure of the tent. They also hold some theatre and circus equipment. Some of our performers use them during the show to do their tricks, and they travel up and down the king poles.



PICTURE – a king pole

Up in the roof, at the top of the king poles, we have lots of circus equipment and lights. There are also some performers up there.



PICTURE – up inside the roof of the Big Top tent.

The Band


There is an area where our musicians will play their instruments, sing and make the music for the show.



PICTURE – the band in their area.

Leaving the tent

The exits are clearly marked with green signs so you can leave if you need to (you can come back in when you're ready) and our Staff are happy to help. Remember there are steps, be careful where you are walking.



PICTURE – Exit through the arch



PICTURE – Exit through the doors to outside

Chill out area

During the show you can leave the Big Top tent and come to the white tents which is the ***chill-out area*** if you need to take a break.



You can come back into the Big Top tent to carry on watching the show whenever you feel ready. Our Staff will help you go back to where you were sitting safely.

Accessible Toilet

There is an accessible toilet at the end of the toilet unit.



The electric lift platform will take you up to the toilet level. One of our Staff will be happy to assist the operation and provide help wherever needed.



Operate the lift using the orange controller, Up and Down.




PICTURE – Inside the accessible toilet

You can pull the knotted rope to close the door, or close it behind you as you usually would.



When you have finished using the toilet, open the door. The lift will have remained at the same height for you to go down on using the orange control unit.



PICTURE – closed door and hand sanitizer station.

Please remember to wash your hands and use the hand gel provided at ground level. **END.**